

# Technical datasheet


## AirLoc 707

Art. no.  
**3.07052.70**

Universally applied, long-term stability.

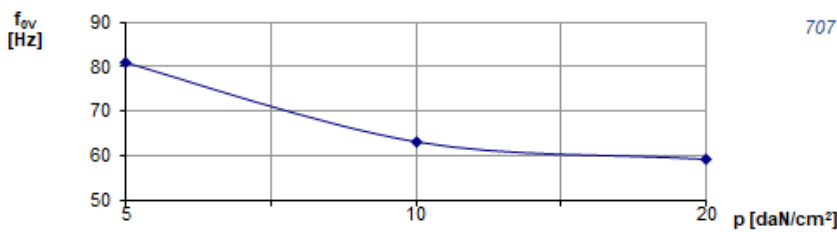
Ideal load p  
**10.0 daN/cm<sup>2</sup>**

Article information	
Type	707
Name	AirLoc 707
Art. no.	3.07052.70
Color	yellow green



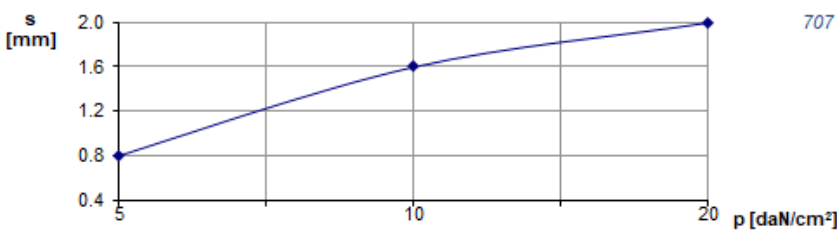
Technical Data		Dimensions	
Profile	double	Length L [mm]	1000
Hardness [° Shore A]	70 - 75	Width B [mm]	500
Load p from [daN/cm <sup>2</sup> ]	5.0	Pad thickness unloaded [mm]	5
Load p to [daN/cm <sup>2</sup> ]	20.0	Pad thickness tolerance web	DIN 7715/T5/P3
Ideal load p [daN/cm <sup>2</sup> ]	10.0	<b>Range of application</b>	
Vertical natural frequency at ideal load f <sub>0v</sub> [Hz]	63.0	Temperature range from [°C]	-15
Horizontal natural frequency at ideal load f <sub>0h</sub> [Hz]	16.5	Temperature range to [°C]	100
Tolerance natural frequency +/- [Hz]	10%		
Vertical damping ratio D at ideal load [%]	27.5		
Tolerance +/-	10%		
Coefficient of friction on concrete with fine mortar	0.85		
Coefficient of friction tolerance +/-	0.1		
Weight [kg]	2.2		

### Diagram vertical natural frequency



Tolerance natural frequency vertical f<sub>0v</sub> [Hz] 10% +/-

### Diagram deflection



Tolerance Deflection s +/- 10%

Standard pad dimensions		
Article no.	Length [mm]	Width [mm]
3.07052.70	1000	500
3.07052.71	500	500

3.07052.72	500	250
3.07052.76	250	250
3.07052.80	200	200
3.07052.85	125	125
3.07052.86	100	100
Other dimensions in all shapes available from stock upon request.		