

# Technical datasheet

## AirLoc 727


Art. no.  
**3.07252.70**

Highly effective isolation pad especially developed for machines with high dynamic force, such as presses, sheering machines and stamping machines.

Ideal load p

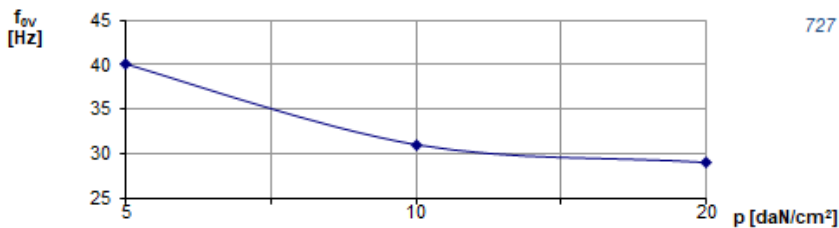
**10.0 daN/cm<sup>2</sup>**

Article information	
Type	727
Name	AirLoc 727
Art. no.	3.07252.70
Color	yellow green



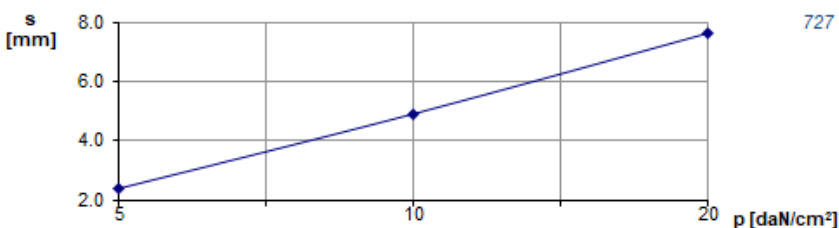
Technical Data		Dimensions	
Profile	double	Length L [mm]	1000
Hardness [° Shore A]	70 - 75	Width B [mm]	500
Load p from [daN/cm <sup>2</sup> ]	5.0	Pad thickness unloaded [mm]	25
Load p to [daN/cm <sup>2</sup> ]	20.0	Pad thickness tolerance web	DIN 7715/T5/P3
Ideal load p [daN/cm <sup>2</sup> ]	10.0	Range of application	
Vertical natural frequency at ideal load f <sub>0v</sub> [Hz]	31.0	Temperature range from [°C]	-15
Horizontal natural frequency at ideal load f <sub>0h</sub> [Hz]	8.0	Temperature range to [°C]	100
Tolerance natural frequency +/- [Hz]	10%		
Vertical damping ratio D at ideal load [%]	35.0		
Tolerance +/-	10%		
Coefficient of friction on concrete with fine mortar	0.85		
Coefficient of friction tolerance +/-	0.1		
Weight [kg]	16.4		

### Diagram vertical natural frequency



Tolerance natural frequency vertical f<sub>0v</sub> [Hz] 10% +/-

### Diagram deflection



Tolerance Deflection s +/- 10%

### Standard pad dimensions

Article no.	Length [mm]	Width [mm]
3.07252.70	1000	500
3.07252.71	500	500

3.07252.72	500	250
3.07252.76	250	250
3.07252.80	200	200
3.07252.85	125	125
3.07252.86	100	100
Other dimensions in all shapes available from stock upon request.		