

Technical datasheet

AirLoc 903

Art. no.
3.09030.70F

High load capacity, good leveling stability, high long-term stability.

Ideal load p

22.5 daN/cm²


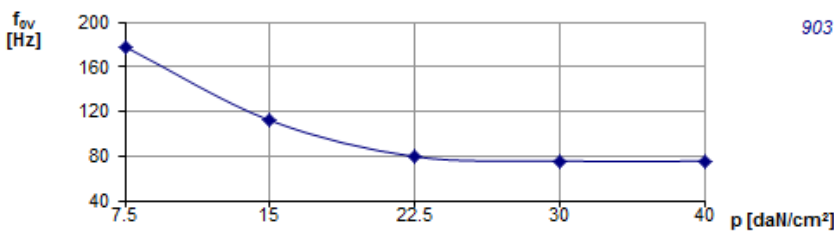
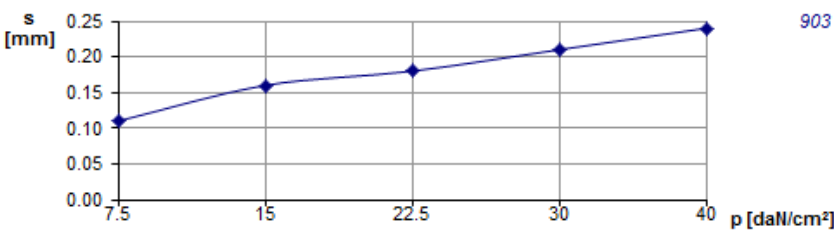
Article information		Article illustration	
Type	903		
Name	AirLoc 903		
Art. no.	3.09030.70F		
Color	mint green		
Technical Data		Dimensions	
Profile	without	Length L [mm]	1000
Hardness [° Shore A]	90 - 95	Width B [mm]	500
Load p from [daN/cm ²]	7.5	Pad thickness unloaded [mm]	3
Load p from [psi]	109.0	Pad thickness tolerance web	DIN 7715/T5/P3
Load p to [daN/cm ²]	40.0	Range of application	
Load p to [psi]	580.0	Temperature range from [°C]	-20
Ideal load p [daN/cm ²]	22.5	Temperature range to [°C]	80
Ideal load p [psi]	327.0		
Vertical natural frequency at ideal load f _{0v} [Hz]	79.5		
Horizontal natural frequency at ideal load f _{0h} [Hz]	29.5		
Tolerance natural frequency +/- [Hz]	10%		
Vertical damping ratio D at ideal load [%]	11.3		
Tolerance +/-	10%		
Coefficient of friction on concrete with fine mortar	0.8		
Coefficient of friction tolerance +/-	0.1		
Weight [kg]	2.4		

Diagram vertical natural frequency



Tolerance natural frequency vertical f_{0v} [Hz] 10% +/-

Diagram deflection



Tolerance Deflection s +/- 10%

Standard pad dimensions

Article no.	Length [mm]	Width [mm]
3.09030.70F	1000	500
3.09030.71F	500	500
3.09030.72F	500	250
3.09030.76F	250	250
3.09030.80F	200	200
3.09030.85F	125	125
3.09030.86F	100	100

Other dimensions in all shapes available from stock upon request.