

Technical datasheet


AirLoc 725

Art. no.
3.07250.70

Highly effective isolation pad especially developed for machines with high dynamic force, such as presses, sheering machines and stamping machines.

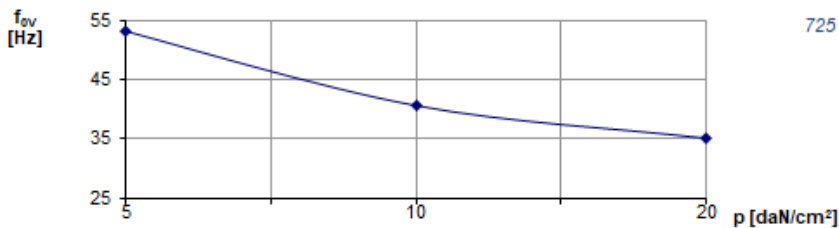
Ideal load p
10.0 daN/cm²

Article information	
Type	725
Name	AirLoc 725
Art. no.	3.07250.70
Color	yellow green



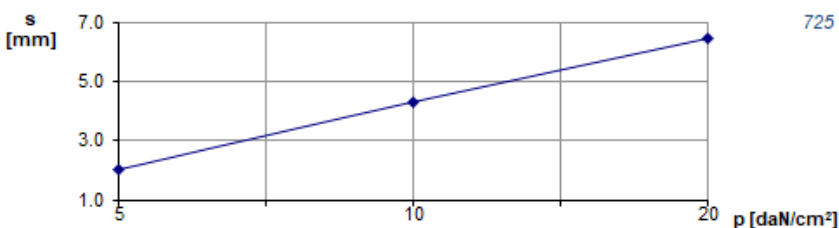
Technical Data		Dimensions	
Profile	without	Length L [mm]	1000
Hardness [° Shore A]	70 - 75	Width B [mm]	500
Load p from [daN/cm ²]	5.0	Pad thickness unloaded [mm]	25
Load p to [daN/cm ²]	20.0	Pad thickness tolerance web	DIN 7715/T5/P3
Ideal load p [daN/cm ²]	10.0	Range of application	
Vertical natural frequency at ideal load f _{0v} [Hz]	40.5	Temperature range from [°C]	-15
Horizontal natural frequency at ideal load f _{0h} [Hz]	9.0	Temperature range to [°C]	100
Tolerance natural frequency +/- [Hz]	10%		
Vertical damping ratio D at ideal load [%]	35.0		
Tolerance +/-	10%		
Coefficient of friction on concrete with fine mortar	0.8		
Coefficient of friction tolerance +/-	0.1		
Weight [kg]	17.2		

Diagram vertical natural frequency



Tolerance natural frequency vertical f_{0v} [Hz] 10% +/-

Diagram deflection



Tolerance Deflection s +/- 10%

Standard pad dimensions

Article no.	Length [mm]	Width [mm]
3.07250.70	1000	500
3.07250.71	500	500

3.07250.72	500	250
3.07250.76	250	250
3.07250.80	200	200
3.07250.85	125	125
3.07250.86	100	100
Other dimensions in all shapes available from stock upon request.		